


# GRIPPS®

ANSI/ISEA  
121-2018  
COMPLIANT

## H02037P TABLET GRIPPER WITH COIL TETHER SINGLE ACTION 1.0KG

*Tether your tablet device 'on-demand' with GRIPPS® Tablet Gripper.*

Used in conjunction with a load-rated tether, the Tablet Gripper uses purpose-built silicon to create a load-rated tethering solution with zero impact on device operation. The GRIPPS® Tablet Gripper effortlessly glides over your device, providing a damage-free experience, unlike traditional device tethers. This device will give you convenient and safe tablet use when working at height.



**1.9** LB **0.85** KG

MAX LOAD:



THE LEADER IN FALLING OBJECT PREVENTION

GRIPPS.COM

# GRIPPS®

ANSI/ISEA  
121-2018  
COMPLIANT

## KEY FEATURES

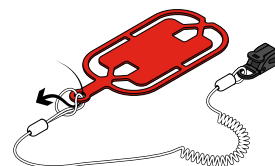


## SPECIFICATIONS

SKU	MAX LOAD (TABLET GRIPPER)	MAX LOAD (COIL TETHER)
H02037P	0.85KG   1.9LBS	1.0KG   2.2LBS

## HOW TO USE

1



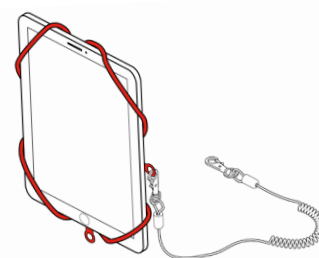
Pass Coil Tether through the circular hole of Phone Gripper and weave Coil Tether back through it's own loop to create a choke-hold. Pull tight.

2



Pull all four corners of Phone Gripper endings over the corners of your mobile phone to the front side. Ensure all corners are firmly applied and Phone Gripper has a snug fit over mobile phone.

3



Apply clip of coil tether to your clothing by sliding clip over garment and snap shut clip. Ensure clip is closed correctly by testing - firmly pull on tether to check for a secure hold.

@GRIPPSGLOBAL



#ConquerGravity